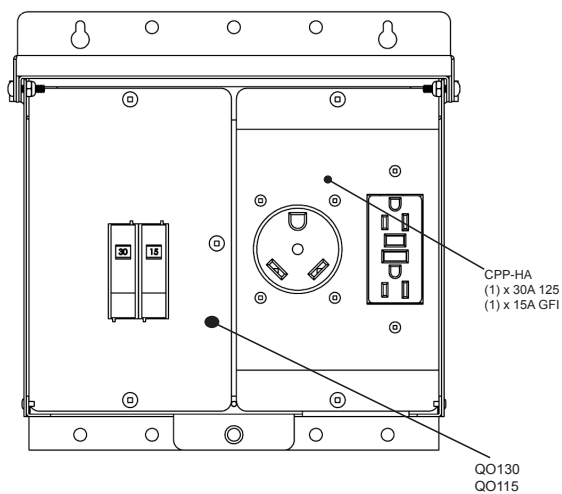


PEDESTAL HEAD

CPH9105

The CPH9105 RV pedestal head comes complete with a receptacles & breakers and a pad-lockable self-closing cover. The 16GA galvanized steel body construction offers additional corrosion resistance. Standard PC101 grey powder coat paint provides a durable finish. The Type 3R weatherproof design can be used in both indoor and outdoor applications.



Features/Specifications

- Galvanized steel construction
- CSA Type 3R rated
- Unless specified otherwise, standard product supplied with:
 - (1) CPP-X plate
- Capable of accepting 1 receptacle kit & 2 single pole breakers
- Main feed wire size #12 - #3 aluminum or #14 - #4 copper
- Self-closing, pad-lockable cover
- Breakers located under cover
- Post/wall mount design
- PC101 Grey powder coat finish
- Removable inner receptacle plate (CPP)
- Capable of accepting 1 receptacle kit

BASE MODEL CONFIGURATION


















PART NUMBER	DESCRIPTION
CPH9105-X-NB	Modular Pedestal Head With (1) CPP-X & No Breakers



PEDESTAL HEAD

CPH9105

CPP RECEPTACLE PLATE ADDERS & BREAKERS

PART #	QTY	DESCRIPTION	PLATE
CPP-X	1	BLANK PLATE	
CPP-D	1	15A DUPLEX	
CPP-E	1	20A DUPLEX	
CPP-DD	2	15A DUPLEX	
CPP-EE	2	20A DUPLEX	
CPP-A	1	15A GFI DUPLEX	
CPP-B	1	20A GFI DUPLEX	
CPP-AA	2	15A GFI DUPLEX	
CPP-BB	2	20A GFI DUPLEX	
CPP-XX	2	BLANK PLATE WITH GFI DUPLEX CUTOUTS	
CPP-H	1	30A CROWFOOT 125V	
CPP-M	1	50A 125/250V	
CPP-HD	1	30A CROWFOOT 125V & 15A DUPLEX	
CPP-HE	1	30A CROWFOOT 125V & 20A DUPLEX	
CPP-HA	1	30A CROWFOOT 125V & 15 GFI DUPLEX	
CPP-HB	1	30A CROWFOOT 125V & 20A GFI DUPLEX	
CPP-G	1	20A TL 125V	
CPP-J	1	30A TL 125V	