



**valid MANUFACTURING Ltd.**  
Advanced technology... Simple solutions.

# METERED MODULAR RV PEDESTAL

## ACPM

### Features/Specifications

- Galvanized steel construction
- CSA Type 3R rated
- Above grade dimensions of 44"H x 12"W x 9"D
- Service entrance rated 100A main breaker
- 100A 4 Jaw meter socket (BE1-TCV)
- Hot metered
- Self-closing, pad-lockable cover
- Breakers located under cover
- Removable inner receptacle plates (CPP)
- Capable of accepting 2 receptacle plates
- PC101 Grey or PC113 Parks Green powder coat finish

### Optional Items:

- Custom powder coat colours



**Direct Burial (DB)**  
**Models Shown**



### BASE MODEL CONFIGURATION

PART NUMBER	DESCRIPTION
ACPM-DB-X-X-NB	44" High Direct Burial Pedestal With (2) CPP-X Plates & No Breakers
ACPM-PM-X-X-NB	44" High Padmount Pedestal With (2) CPP-X Plates & No Breakers

19912-15991


















**Toll Free Phone: 888-632-6477**  
Phone 250-832-6477  
Fax: 250-832-7746  
E-mail: sales@validmanufacturing.com

**www.validmanufacturing.com**

## METERED DIRECT BURIAL RV PEDESTAL

### ACPM

#### CPP RECEPTACLE PLATE ADDERS & BREAKERS

PART #	QTY	DESCRIPTION	PLATE
CPP-X	1	BLANK PLATE	
CPP-D	1	15A DUPLEX	
CPP-E	1	20A DUPLEX	
CPP-DD	2	15A DUPLEX	
CPP-EE	2	20A DUPLEX	
CPP-A	1	15A GFI DUPLEX	
CPP-B	1	20A GFI DUPLEX	
CPP-AA	2	15A GFI DUPLEX	
CPP-BB	2	20A GFI DUPLEX	
CPP-XX	2	BLANK PLATE WITH GFI DUPLEX CUTOUTS	
CPP-H	1	30A CROWFOOT 125V	
CPP-M	1	50A 125/250V	
CPP-HD	1	30A CROWFOOT 125V & 15A DUPLEX	
CPP-HE	1	30A CROWFOOT 125V & 20A DUPLEX	
CPP-HA	1	30A CROWFOOT 125V & 15 GFI DUPLEX	
CPP-HB	1	30A CROWFOOT 125V & 20A GFI DUPLEX	
CPP-G	1	20A TL 125V	
CPP-J	1	30A TL 125V	